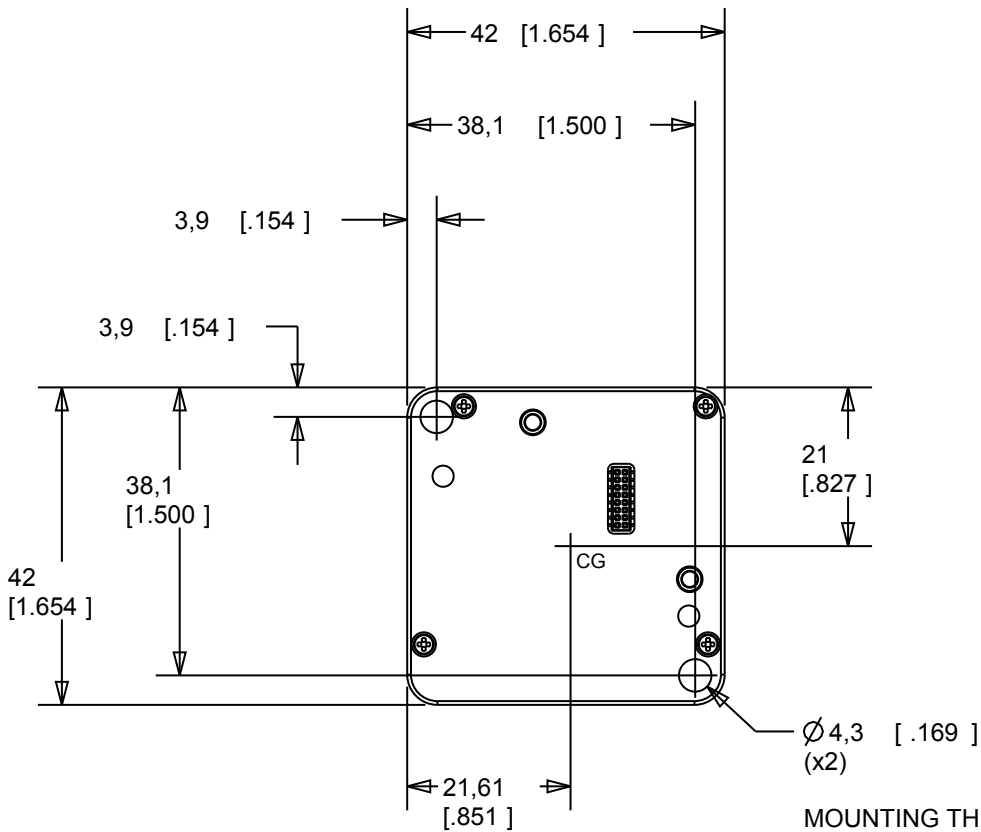


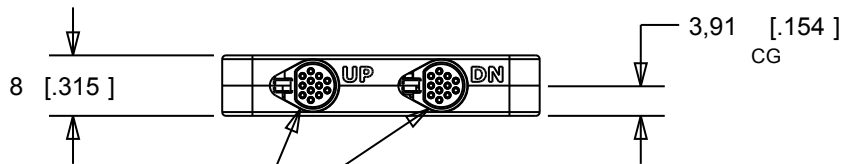

REVISIONS			
REV	DESCRIPTION	DATE	APPR



MOUNTING THRU HOLES FOR:
6-32 (LOOSE FIT) M4 (FREE FIT) 8-32 (TIGHT FIT)



STATUS & POWER LEDS



12-PIN OMNETICS
CIRCULAR CONNECTORS
(x2)

MM [INCH]

ALL DIMENSIONS ± 0.13 [0.005]

CENTER OF GRAVITY ± 2 [0.079]

WEIGHT: 28 GRAMS ± 2 GRAMS

UNLESS OTHERWISE SPECIFIED
DIMENSION ARE IN MM
TOLERANCES ARE:
DECIMALS: ANGLES:
.X ± .25 ± .5°
.XX ± .1

DO NOT SCALE DRAWING



909 ELECTRIC AVE, SUITE 206
SEAL BEACH, CA 90740
562-493-0158

NAME/DESC:

SLICE MICRO BASE,
MOUNTING DIMENSIONS

MATERIAL:

6061-T651
ALUMINUM CASE

DRAWING NO:

SLICE-M2D-1476

REV: 0

DRAWN BY:

G NEWTON 2-17-10

SIZE:

A

SCALE

1:1

SHEET

1 OF 1