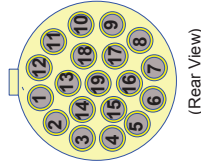
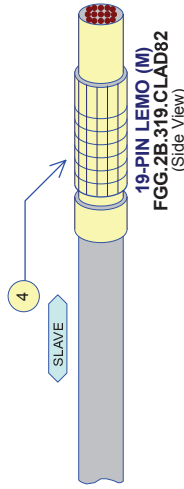
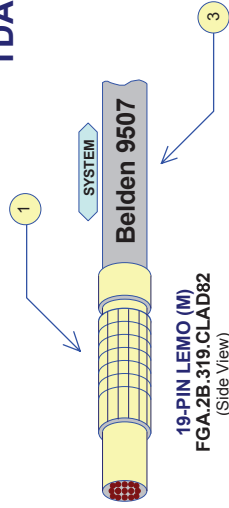
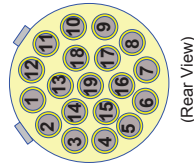


# Mini Distributor to Rack Comm

19-pin to 19-pin

TDAS-C-DRC (Doc. No. 10700-00082-ASY)



1	2	3	4	7
Lemo 19-pin FGA.2B.319.CLAD82 pin number	Function	Belden 9507 (30 cm) Wire Color	Lemo 19-pin FGG.2B.319.CLAD82 pin number	Function
1	PWR On for iDummy	Black (Blue)	1	PWR On for iDummy
10	Armed Status Input (RS232 Tx)	Blue	2	Armed Status Output (RS232 Tx)
4	Start Record Output+	Red	4	Start Record Input+
5	Soft Common (GND)	Black (Red)	16	Common for Status (GND)
6	Status Output	Yellow	7	Status Input
16	Common for Status (GND)	Black (Yellow)	5	Soft Common (GND)
7	Status Input+	Brown	6	Status Output+
11	Ethernet Rx-	Black (Orange)	8	Ethernet Tx-
12	Ethernet Rx+	Orange	9	Ethernet Tx+
13	Ethernet Tx-	Black (Green)	17	Ethernet Rx-
14	Ethernet Tx+	Green	18	Ethernet Rx+
15	Event+	White	15	Event+
19	Event-	Black (White)	19	Event-
3	Shield (com reference)	Drain Wire	3	Shield (com reference)

## Notes:

- Solder all wires so the insulation is as close as possible to the connector cups.
- Use RMA or no-clean flux.
- For 19-pin Lemo, use 1/4" length of 3/64" diameter shrinktube on all pins.
- Cut short the unused wires.
- Label cable ends correctly.

Call DTS if you have any questions. (562) 493-0158



Copyright © 1998-2014 Diversified Technical Systems, Inc. All rights reserved.

## TITLE

Mini Distributor  
19-pin Lemo to Rack Comm

PROJECT	DOCUMENT NUMBER	REV	SHEET	SIZE
TDAS	10700-00082-ASY	0	01 OF 01	B

Mini Distributor to Rack Comm.sch

DATE CREATED BY LAST REVISED BY APPROVED

10 June 2014 | EK | JP