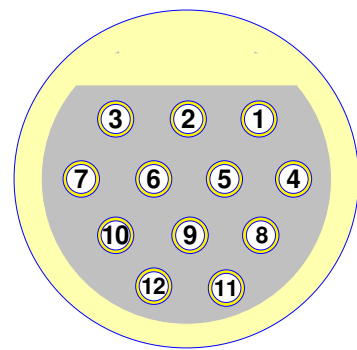
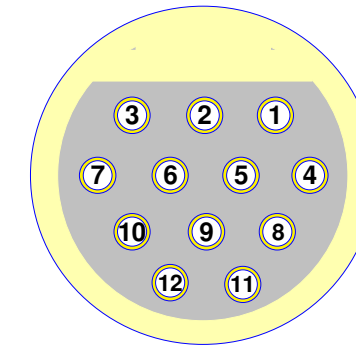
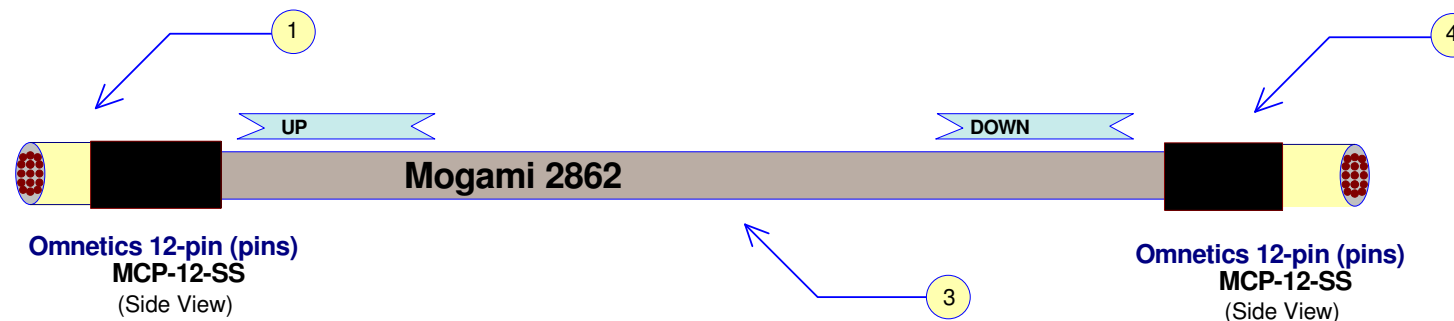


SLICE MICRO Chain Cable

S-C-MDC (Doc. No. 13003-30050)



(Rear View)



(Rear View)

1	2	3	4
Omnetics 12-pin MCP-12-SS pin number	Function	Mogami 2862 1 meter Wire Color (marks on wire)	Omnetics 12-pin MCP-12-SS pin number
1	/ON	Pink ()	1
2	/START	Orange ()	2
3	/EVENT	Orange (-)	3
4	STATUS	Orange (- -)	4
5	6.5-15V	Pink (-)	5
6	6.5-15V	Pink (- -)	6
7	GND	Shield Braid	7
8	GND	White ()	8
9	USB_PWR	Yellow ()	9
10	USB_DP	Yellow (-)	10
11	USB_DM	Yellow (- -)	11
12	GND	Shield Braid	12
N/C	---	White (-) (- -)	N/C

Notes:

1. Solder all wires so the insulation is as close as possible to the connector cups.
2. Use RMA or no-clean flux.
3. Install backshells M2D-1389.
4. Twist 6 strands of shield braid together and cover with 3/64" shrink tube. (2 places on each connector)
5. Cut short the unused wires.
6. Label cable ends correctly.

Call DTS if you have any questions. (562) 493-0158



www.dtsweb.com

Copyright © 1998-2009 Diversified Technical Systems, Inc. All rights reserved.

TITLE **SLICE MICRO Chain Cable**
S-C-MDC

PROJECT	DOCUMENT NUMBER	REV	SHEET	SIZE
Slice	13003-30050	0	02 OF 02	B

DATE CREATED	BY	LAST REVISED	BY	APPROVED
13-May-2009	JP	---	--	JP