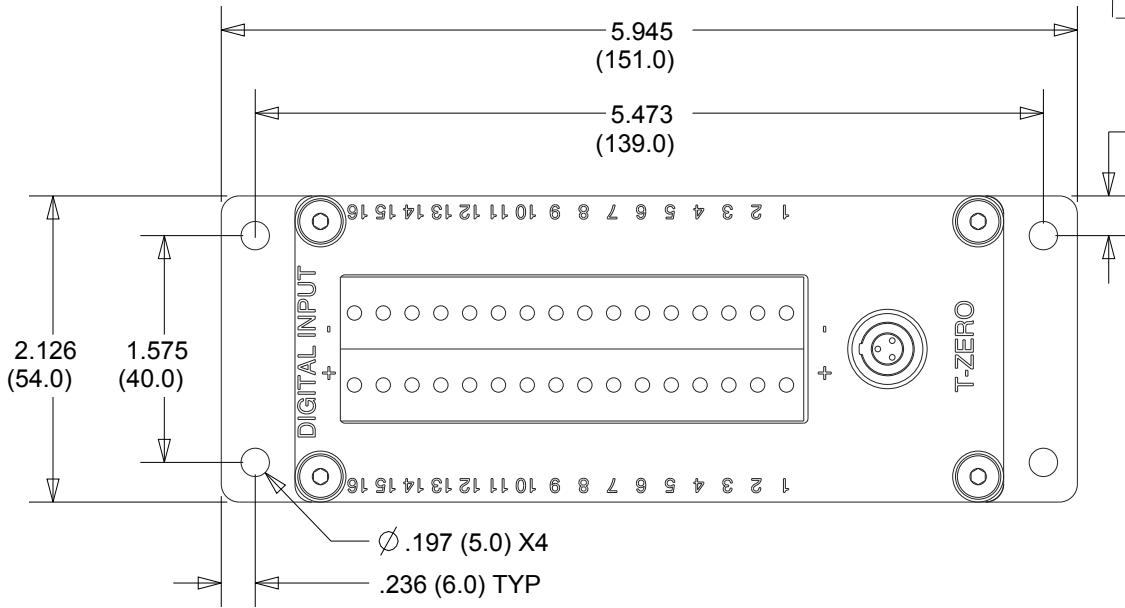
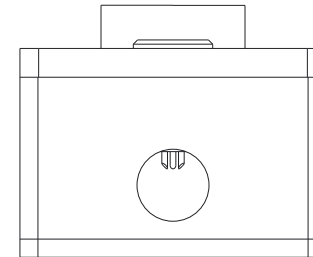




REVISIONS			
REV	DESCRIPTION	DATE	APPR
B	NEW TERMINAL BLOCKS	1/19/12	KS



.276 (7.0) TYP



MOUNTING SCREWS: #10 (M4)

TERMINAL BLOCK TORQUE:  
4.5LBF-IN. (.5NM)

WEIGHT: .88LB (.4KG)

BREAK AND DEBURR ALL SHARP EDGES

UNLESS OTHERWISE SPECIFIED  
DIMENSION ARE IN INCHES  
TOLERANCES ARE:  
FRACTIONS: DECIMALS: ANGLES: MACHINED:  
± 1/64 .X ± .1 ± 5° 125  
.XX ± .01  
XXX ± .002  
DO NOT SCALE DRAWING

**DTS** 909 ELECTRIC AVE, SUITE 206  
SEAL BEACH, CA 90740  
562-493-0158

NAME/DESC:  
**DIGITAL INPUT BOX -  
MOUNTING SPECS**

MATERIAL: <b>6061-T651 ALUMINUM</b>	DRAWING NO: <b>11000-00061-M2D-001</b>	REV: <b>B</b>
DRAWN BY: <b>G NEWTON 1/24/08</b>	SIZE: <b>A</b>	SCALE <b>3:4</b>
SHEET <b>1 OF 1</b>		