

Global NCAP  
IN-DUMMY DAS  
THOR, WorldSID  
Hybrid III, Q-Series

## SLICE6

### Ultra-Small Data Acquisition System for Embedded Solutions



SLICE6 is an ultra-small, 6-channel data acquisition system. Originally designed to be integrated into crash and blast test ATDs, SLICE6 is ideal for applications with tight space constraints. SLICE6 offers direct-mount sensor solutions and supports a variety of sensor types including accelerometers, load cells, pressure sensors, IR-Tracc and potentiometers.

SLICE6 standalone DAS is designed for test applications where size and reliability are key requirements. The ultra-small form factor allows placement of SLICE6 directly at the sensor, minimizing cabling and connector size.

SLICE6 features programmable signal conditioning and advanced diagnostic features that meet SAE J211 and ISO 6487 requirements, including Butterworth anti-alias filters and 16-bit ADC written directly to flash memory.

SLICE6 supports the standard DTS Ethernet/power/status bus, plus is compatible with SLICE and TDAS systems.



Modules can be daisy-chained to support hundreds of channels per test set-up. The distributed SLICE6 solution significantly reduces in-dummy cabling and connectors.

## APPLICATIONS

- In-dummy
- Automotive safety
- Biomechanics
- Embedded monitoring
- Helicopter & aircraft
- Impact testing
- Parachute deployment
- Pedestrian head & leg form
- Ride & handling
- Sound measurement
- Sports & safety equipment
- Vibration testing

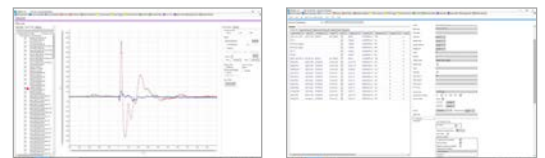
NOTE: See SLICE6 HB datasheet for in-dummy DAS solutions for the U.S. Army WIAMan underbody blast manikin.

## Features

- SLICE6 is a 6-channel DAS module that can be networked to configure the exact features and channel count needed with reduced cabling requirements
- Ultra-small and lightweight (10 x 24 x 30 mm and 28 grams)
- Variable sampling rates  
Maximum 100k sps/ch (simultaneously sampled on all ch)  
Records >200 minutes of data sampled at 100k sps
- One per channel, 16-bit ADC direct write to 16 GB flash memory
- 4 pole active Butterworth anti-alias filters
- Supports a variety of sensors, including full and half-bridge sensors, strain gauges, voltage input, thermocouples
- Two data recording modes: recorder and circular buffer
- Low power, less than 2.5 W with full sensor load
- Complies with ISO 6487 and SAE J211 recommended practices, as well as NHTSA and FAA requirements
- Ideal for integration in ATDs, including THOR 5<sup>th</sup> and 50<sup>th</sup>

## Software

DTS offers a powerful software option for SLICE6. DataPRO provides fast, easy tools for storing sensor information, performing data collection, viewing and exporting data. DataPRO is a fully-featured software with a comprehensive database and user interface for tracking sensor information, creating test objects and test setups, performing diagnostic routines, and conducting tests. Both software packages offer the most advanced self-diagnostics, plus support for EQX, ISO MME and many other data exchange file formats.



## PRODUCTS

Diversified Technical Systems designs and manufactures data acquisition systems and sensors for experienced test professionals.



[www.dtsweb.com](http://www.dtsweb.com)

DSH-029 (Rev 06-2023)

## Specifications

<b>PHYSICAL</b>		<b>EXCITATION</b>	
Size:	24 x 30 x 10 mm (0.94 x 1.18 x 0.39")	Type:	Independent regulator for each channel
Mass:	28 g (0.99 oz)	Level:	5.0 V regulated, up to 20 mA per channel
Connectors:	Nano-Strip for 6 sensor inputs, NanoD for chain	Recovery:	Short circuit safe, recovers <1 msec
<b>ENVIRONMENTAL</b>		<b>ANTI-ALIAS FILTER</b>	
Operating Temp:	0° to 60°C (32° to 140°F)	Fixed Low Pass:	4-pole Butterworth, standard knee frequency at 3 kHz.
Humidity:	95% RH non-condensing	Custom Options:	Contact DTS for other filter options or any special requirements
Shock:	500 g, 3 msec half sine	Overall Response:	System response complies with SAE J2111/ ISO 6487 recommended practices
<b>DATA RECORDING</b>		<b>ANALOG-TO-DIGITAL CONVERSION</b>	
Modes:	Recorder and circular buffer	Type:	16-bit SAR (Successive Approximation Register) ADC, one per channel, simultaneous sampling of all channels
Memory:	16 GB non-volatile flash	<b>TRIGGERING</b>	
Max Sample Rate:	100k sps programmable	Hardware Trigger:	Contact closure & TTL logic-level (active low)
Recording Time:	>200 minutes at max sample rate	Level Trigger:	Positive and/or negative level on any active sensor channel (first level crossing of any programmed sensor triggers system)
Pre-Trigger Data	Any part of memory can be used for pre or post trigger data	<b>SOFTWARE</b>	
<b>BRIDGE OR VOLTAGE SIGNAL CONDITIONING</b>		Control:	DataPRO, API
Input Range:	-2.4 V to +2.5 V (2.5 V center)	Operating Systems:	Windows® 7/8/10 (32- and 64-bit)
Bandwidth:	DC to 4 kHz	Communication:	100M bps Ethernet (unit-to-unit)
Gain Range:	1.0-1,280, software programmable	<b>CALIBRATION</b>	
Auto Offset Range:	100% of effective input range at gain >2	Calibration Supplied:	NIST traceable
Shunt Check:	Yes	ISO 17025:	ISO 17025 (A2LA Accredited)
Sensor ID:	Maxim Integrated (Dallas) silicon serial number	Service Options:	Standard, On-site & Service Contracts available
Linearity (typical):	0.1% (gain 1 to 320), ≤0.5% (gain ≥640)	<b>ACCESSORIES</b>	
Accuracy:	0.2% including reference uncertainty	See website for full line of accessories	
<b>POWER</b>			
Supply Voltage:	9-15 VDC		
Current (Maximum):	< 2.5 W with full sensor load		
Protection:	Reverse current, ESD		

## SERVICES

24/7 Worldwide Tech Support  
ISO 17025 (A2LA) Calibration  
On-site Calibration & Training  
Application Consulting  
Software Integration  
OEM/Embedded Applications

## WORLDWIDE SUPPORT

HELP CENTER (24/7/365 Access)  
DTS Technical Centers  
Global Sales Partners

## HEADQUARTERS

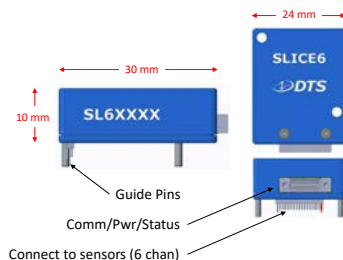
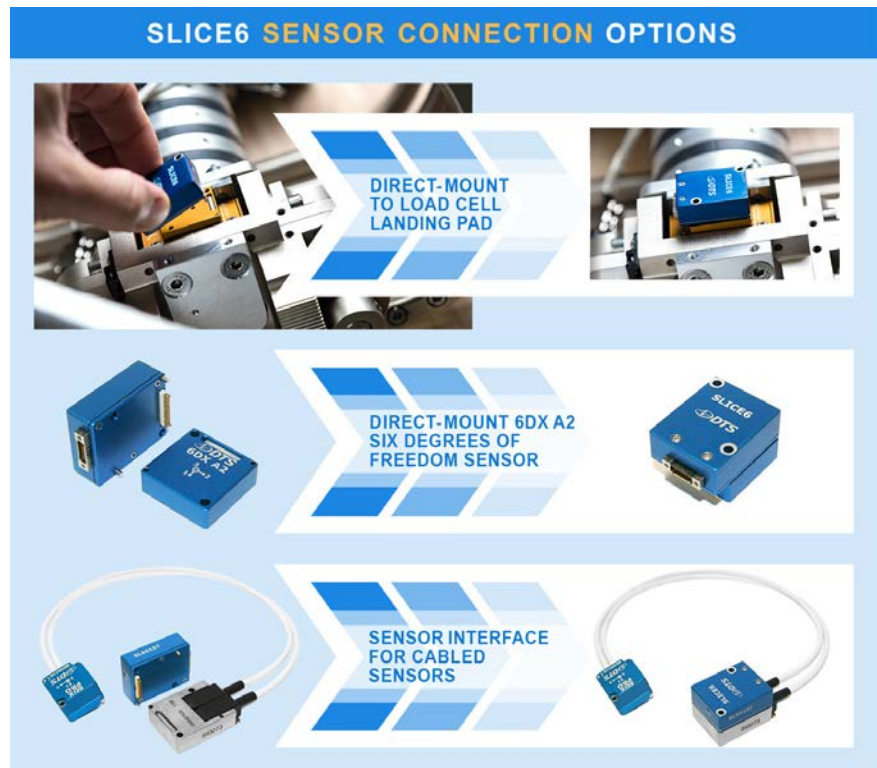
Seal Beach, California USA

## CONTACT US

Phone: +1 562 493 0158  
Email: sales@dtsweb.com  
Web: www.dtsweb.com

## Sensor Connections

SLICE6 offers cable-free, direct-mount sensor options, plus supports a wide variety of traditional external cabled sensors.



**DTS**  
www.dtsweb.com

The document and the products described herein are subject to change from time to time without notice and are also subject to specific disclaimers. Please visit <https://vpgsensors.com/disclaimer> for more information.  
© 2023 VPG - All Rights Reserved